



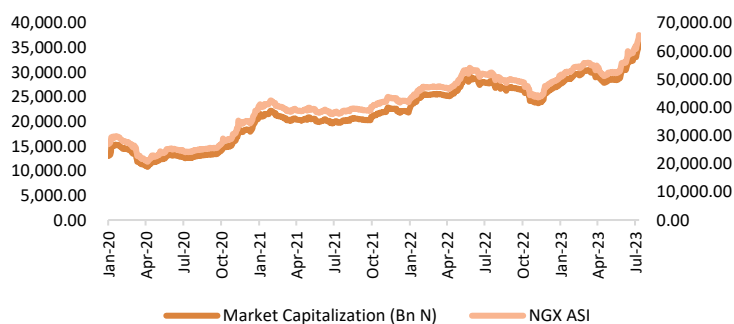
Cowry Daily Market Insight 20 July 2023

MPR: 18.50%
Jun'23 Inflation Rate: 22.79%
Q1 2023 Real GDP: 2.31%

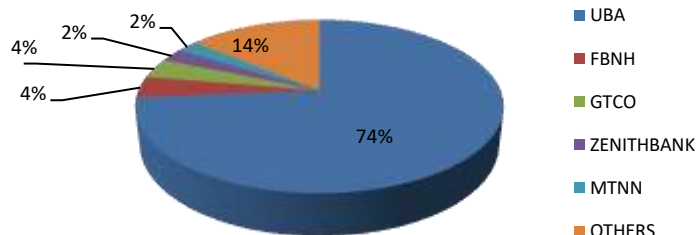
Local Equities Market Closes Positive as NGX ASI Gains 0.27%; NIBOR Rises for Most Tenor Buckets amid Financial Liquidity Strain...

The Nigerian Stock Exchange index rebounded by 0.27% today amid renewed bullish activity. Consequently, the year-to-date gain of the local bourse advanced to 24.74% even as the Exchange printed a higher number of gainers (42) than losers (21). ETERNA recorded a substantial gain of 6.11%, followed closely by GEREGU with 5.71% and NASCON with 3.57%. DANGSUGAR, PZ, UBA, and FBNH also demonstrated positive momentum, posting gains of 3.27%, 2.84%, 2.65%, and 0.84%, respectively. Performance across sub-sectors mirrored the positive benchmark index, as all of the five sub-sector gauges tracked closed in green. The NGX Banking, NGX Insurance, NGX Consumer Goods, NGX Oil/Gas, and NGX Industrial indices climbed by 0.59%, 1.19%, 0.30%, 0.41%, and 0.01%, respectively. Meanwhile, market activity improved, with total volume and value increasing by 187.01% and 79.21%, respectively, amounting to 1,358.95 million units and N18.07 billion in value. In terms of volume, UBA emerged as the most actively traded stock, with 961.50 million shares worth N13.31 billion changing hands in 343 deals.

NGX ASI & Market Capitalisation



Today's biggest transactions by %age of total naira votes



TENOR	NIBOR as @ 20/07/2023	NIBOR as @ 19/07/2023	PPT
Overnight	11.6700	12.7400	(1.07)
1 Month	14.0000	11.9500	2.05
3 Months	16.0000	12.8000	3.20
6 Months	17.5000	14.1000	3.40

Source: FMDQ

TENOR	NITTY as @ 20/07/2023	NITTY as @ 19/07/2023	PPT
1Month	1.6100	1.6900	(0.08)
3 Months	2.3800	2.3000	0.08
6 Months	3.2200	3.5500	(0.33)
12 Months	6.4400	6.5300	(0.09)

Source: FMDQ

Bond Name	Maturity (Years)	Bid Price	Daily Δ	Offer yield	Yield YTD PPT Δ
16.29% FGN MAR 2027	10	112.91	0.00	11.82%	-0.021
12.50% FGN MAR 2035	15	93.88	0.83	13.55%	0.000
16.25% FGN APR 2037	20	110.39	(0.81)	14.48%	-0.001
12.98% FGN MAR 2050	30	92.09	0.00	14.12%	0.001

Source: FMDQ

Eurobond Name	Maturity (Years)	Bid Price	Daily Δ	Offer Yield	Yield YTD PPT Δ
6.50 NOV 28, 2027	10	97.12	(0.19)	9.02%	-0.000
7.69% FEB 23, 2038	20	75.74	(0.50)	11.09%	-0.014
7.62% NOV 28, 2047	30	71.37	(0.56)	11.03%	-0.013

Source: FMDQ

MARKET STATISTICS	CLOSE	PREVIOUS	TODAY'S %	YTD %
All Share Index (ASI)	63,930.72	63,757.23	0.27	24.740
Deals	7,179	7,403	(3.03)	
Volume (millions)	1,358.95	473.49	187.01	
Value (₦ Millions)	18,066.01	10,081.00	79.21	
Market Cap (₦ billions)	34,810.91	34,716.44	0.27	24.703

SECTORED INDICES	CLOSE	PREVIOUS	TODAY'S % Δ
NGX BANKING	642.51	638.72	0.59
NGX INSURANCE	262.80	259.70	1.19
NGX CONSUMER GOODS	879.15	876.48	0.30
NGX OIL/GAS	851.68	848.18	0.41
NGX INDUSTRIAL	2,854.39	2,854.23	0.01

Source: NGX, Cowry Research

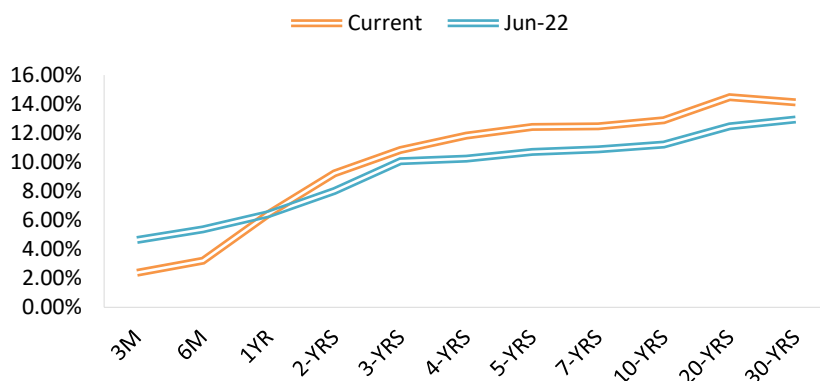
IMPORTANT DISCLOSURES

This report is produced by the Research Desk, Cowry Asset Management Limited (COWRY) as a guideline for Clients that intend to invest in securities on the basis of their own investment decision without relying completely on the information contained herein. The opinion contained herein is for information purposes only and does not constitute any offer or solicitation to enter into any trading transaction. While care has been taken in preparing this document, no responsibility or liability whatsoever is accepted by any member of COWRY for errors, omission of facts, and any direct or consequential loss arising from the use of this report or its contents.



Cowry Daily Market Insight 20 July 2023

NAIRA YIELD CURVE



Money Market

Tightened liquidity conditions resulted in a sustained upward movement of the Nigeria Inter-Bank Offered Rate (NIBOR) across most tenor buckets. Notably, the three-month NIBOR rate climbed further by 320 basis points to 16.00%. Similarly, key money market rates such as the open repo rate (OPR) and the overnight lending rate (OVN) ballooned to 21.00% (up from 11.25%) and 21.92% (up from 12.30%), respectively.

Meanwhile, the Nigerian Interbank Treasury Bills True Yield (NITTY) moderated for most maturities tracked due to buying pressure from traders seeking lower yields. Notably, the average secondary market yield on T-bills closed at 4.34%.

Bond Market

In the OTC bond market, the value of FGN bonds rose for most maturities tracked. Short and mid-dated bonds showed gains, with the 21 JUN 2023 paper performing particularly well, resulting in a 2-basis-point increase in the average secondary market yield to 12.25%. The 10-year borrowing cost yielded around 12.89%, while the 20-year note was around 14.48%, and the 30-year paper remained steady at 14.12%.

Elsewhere, FGN Eurobonds depreciated across most tracked tenors amid sustained bearish sentiment, leading to an expansion in the average secondary market yield to 10.46% (from 10.36%).

Foreign Exchange Market

In FX, the Naira strengthened against the US dollar at the Investors and Exporters (I&E) windows, trading at N768.16 (from N852.25). However, in the parallel market, the Naira continued its downward trend, depreciating by 1.18% to N860 from N850 against the US dollar.

Global Commodity Market

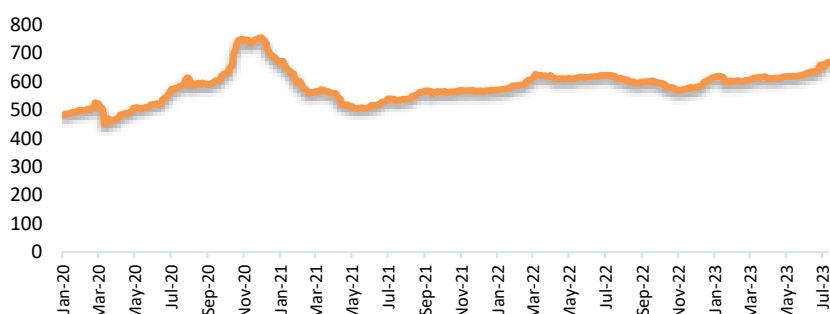
At 3:30 p.m. GMT+1, Brent crude rose 1.30% to \$80.66 per barrel, while WTI crude gained 1.22% to \$76.67 per barrel.

Oil futures were higher on Thursday, driven by an improved energy outlook, which was supported by a decline in US crude stocks (actual: 708,000 barrels, consensus: 2.4 million barrels).

Elsewhere, gold was trading near \$1,970 per ounce (-0.36%), driven by a lower appetite for non-yielding bullion resulting from a drop in US weekly Jobless claims (actual: 228k, consensus: 240k), which pushed US treasuries and the dollar higher.

Source: FMDQ, Trading Economics, OilPrice.com, S&P Dow Jones, Cowry Research

S&P/FMDQ Nigeria Sovereign Bond Index (NGN)



USD/NGN Exchange Rate	20/07/2023	Previous	Daily %
I&E FX	₦768.16	₦852.25	9.87%
Parallel	₦860	₦850	1.18%

Major Currencies & Commodities	20/07/2023	Daily %	Yearly %
EURUSD	1.1146	-0.46%	8.97%
GBPUSD	1.285	-0.67%	7.14%
USDZAR	17.9674	0.65%	5.33%
USDEGP	30.7953	0.15%	62.57%
Crude Oil, \$/bbl	75.46	0.23%	-19.53%
Brent, \$/bbl	79.764	0.38%	-17.76%
Natural Gas, \$/MMBtu	2.726	4.74%	-64.97%
Coal, \$/T	131	-2.49%	-67.94%
Gold, \$/t.oz	1970.1	-0.36%	14.68%
Wheat, \$/Bu	726.46	-0.18%	-10.34%
Palm Oil, MYR/T	4046	3.88%	8.76%
Cocoa, \$/T	3404	-0.84%	47.96%

IMPORTANT DISCLOSURES

This report is produced by the Research Desk, Cowry Asset Management Limited (COWRY) as a guideline for Clients that intend to invest in securities on the basis of their own investment decision without relying completely on the information contained herein. The opinion contained herein is for information purposes only and does not constitute any offer or solicitation to enter into any trading transaction. While care has been taken in preparing this document, no responsibility or liability whatsoever is accepted by any member of COWRY for errors, omission of facts, and any direct or consequential loss arising from the use of this report or its contents.



Cowry Daily Market Insight 20 July 2023

Corporate Bond Issuer	Description	Issue Date	Maturity Date	Coupon (%)	Yield (%)	Daily Δ
STERLING INV. MGT. PLC	16.50 STERLING INV. 3-AUG-2023	03-Aug-16	03-Aug-23	16.50	3.00	0.00
MIXTA REAL ESTATE PLC	16.50 MIXTA IIA 12-OCT-2023	12-Oct-18	12-Oct-23	16.50	3.86	0.00
MIXTA REAL ESTATE PLC	17.75 MIXTA IIB 12-OCT-2023	12-Oct-18	12-Oct-23	17.75	9.56	0.00
FLOUR MILLS OF NIGERIA PLC	16.00 FLOURMILLS II 30-OCT-2023	01-Nov-18	30-Oct-23	16.00	4.28	0.00
STANBIC IBTC	15.75 STANBIC I 5-DEC-2023	17-Dec-18	05-Dec-23	15.75	4.54	0.00
FCMB LIMITED	17.25 FCMB III 8-DEC-2023	09-Dec-16	08-Dec-23	17.25	4.94	0.00
DANGOTE CEMENT PLC	11.25 DANGCEM IA 30-MAY-2024	26-May-21	30-May-24	11.25	6.80	0.02
FLOUR MILLS OF NIGERIA PLC	11.10 FLOURMILLS IIIB 27-FEB-2025	27-Feb-20	27-Feb-25	11.10	12.89	0.21
LAPO MFB SPV PLC	13.00 LAPO MFB II 30-MAR-2025	30-Mar-20	30-Mar-25	13.00	10.27	0.18
DANGOTE CEMENT PLC	12.50 DANGCEM I 30-APR-2025	24-Apr-20	30-Apr-25	12.50	12.09	0.17
UNITED CAPITAL PLC	12.50 UNICAP I 28-MAY-2025	28-May-20	28-May-25	12.50	9.76	0.08
PARTHIAN PARTNERS FUNDING SPV PLC	13.50 PAPF SPV I 27-Jul-2025	27-Jul-22	27-Jul-25	13.50	12.00	0.10
UNION BANK OF NIGERIA PLC	15.75 UNION II 3-SEP-2025	07-Sep-18	03-Sep-25	15.75	11.51	0.05
STERLING INV. MGT. PLC	16.25 STERLING INV. II 6-OCT-2025	05-Oct-18	06-Oct-25	16.25	13.99	-0.01
WEMA FUNDING SPV PLC	16.50 WEMA FUNDING SPV II 12-OCT-2025	12-Oct-18	12-Oct-25	16.50	14.08	-0.02
CORONATION MB FUNDING SPV PLC	6.25 CORO MB SPV I 30-NOV-2025	30-Nov-20	30-Nov-25	6.25	12.96	-0.09
FLOUR MILLS OF NIGERIA PLC	5.50 FLOURMILLS IV A 15-DEC-2025	14-Dec-20	15-Dec-25	5.50	11.64	-0.12
CARDINALSTONE FINANCING SPV PLC	7.00 CARDINAL SPV I 30-DEC-2025	30-Dec-20	30-Dec-25	7.00	9.42	0.22
FSDH FUNDING SPV PLC	8.50 FSDH SPV PLC IA 16-FEB-2026	16-Feb-21	16-Feb-26	8.50	11.89	-0.16
FSDH FUNDING SPV PLC	8.00 FSDH SPV PLC IB 16-FEB-2026	16-Feb-21	16-Feb-26	8.00	11.89	-0.16
MECURE INDUSTRIES FUNDING SPV PLC	13.00 MECURE SPV PLC I 31-MAR-2026	31-Mar-21	31-Mar-26	13.00	11.55	0.22
DANGOTE CEMENT PLC	12.50 DANGCEM IB 30-MAY-2026	26-May-21	30-May-26	12.50	12.14	-0.12
ACCESS BANK PLC	15.50 ACCESS BANK 23-JUL-2026	23-Jul-19	23-Jul-26	15.50	13.30	-0.03
MTN NIGERIA COMMUNICATIONS PLC	13.50 MTNN IA 30-SEP-2026	30-Sep-22	30-Sep-26	13.50	12.43	-0.07
SUNDRY FOODS FUNDING SPV PLC	13.50 SUNDRY SPV PLC I 15-DEC-2026	15-Dec-21	15-Dec-26	13.50	11.20	0.09
EAT & GO FINANCE SPV PLC	14.25 EAT & GO FINANCE SPV 17-DEC-2026	17-Dec-19	17-Dec-26	14.25	12.35	0.13
DANGOTE CEMENT PLC	11.85 DANGCEM IIA 30-APR-2027	27-Apr-22	30-Apr-27	11.85	12.92	-0.04
AXXELA FUNDING 1 PLC	14.30 AXXELA I 20-MAY-2027	20-May-20	20-May-27	14.30	13.13	-0.04
ACCELEREX SPV PLC	14.00 ACSP I 15-JUN-2027	15-Jun-22	15-Jun-27	14.00	14.66	-0.08

www.cowryasset.com

IMPORTANT DISCLOSURES

This report is produced by the Research Desk, Cowry Asset Management Limited (COWRY) as a guideline for Clients that intend to invest in securities on the basis of their own investment decision without relying completely on the information contained herein. The opinion contained herein is for information purposes only and does not constitute any offer or solicitation to enter into any trading transaction. While care has been taken in preparing this document, no responsibility or liability whatsoever is accepted by any member of COWRY for errors, omission of facts, and any direct or consequential loss arising from the use of this report or its contents.



Cowry Daily Market Insight 20 July 2023

Corporate Bond Issuer	Description	Issue Date	Maturity Date	Coupon (%)	Yield (%)	Daily Δ
NOVAMBL INVESTMENTS SPV PLC	12.00 NOVAMBL SPV I 23-JUL-2027	23-Jul-20	23-Jul-27	12.00	16.05	-0.05
UNICAP	15.00 UNICAP II 14-SEP-2027	14-Sep-22	14-Sep-27	15.00	14.14	-0.07
*NMRC	7.20 NMRC III 2-NOV-2027	02-Nov-20	02-Nov-27	7.20	13.89	-0.05
VIATHAN FUNDING PLC	16.00 VIATHAN (GTD) 14-DEC-2027	15-Dec-17	14-Dec-27	16.00	11.97	-0.15
FLOUR MILLS OF NIGERIA PLC	6.25 FLOURMILLS IV B 14-DEC-2027	14-Dec-20	14-Dec-27	6.25	13.97	-0.11
BUA CEMENT PLC	7.50 BUACEM I 30-DEC-2027	30-Dec-20	30-Dec-27	7.50	12.00	-0.14
MTN NIGERIA COMMUNICATIONS PLC	13.00 MTN COM PLC I 5-MAY-2028	05-May-21	05-May-28	13.00	13.36	-0.12
NIGER DELTA EXPLORATION & PRODUCTION	17.00 NDEP I 13-JAN-2028	13-Jan-23	13-Jan-28	17.00	13.25	-0.10
DANGOTE CEMENT PLC	13.50 DANGCEM IC 30-MAY-2028	26-May-21	30-May-28	13.50	13.42	-0.10
C&I LEASING PLC	15.50 C&I LEASING II 3-JUN-2028	03-Jun-21	03-Jun-28	15.50	13.83	-0.11
CERPAC RECEIVABLES FUNDING SPV PLC	14.50 CERPAC-SPV III 15-JUL-2028	10-Sep-21	15-Jul-28	14.50	14.91	-0.04
ARDOVA PLC	13.30 ARDOVA PLC IA 12-NOV-2028	12-Nov-21	12-Nov-28	13.30	12.61	-0.13
EAT & GO FINANCE SPV PLC	13.25 EAT & GO FINANCE SPV 8-MAR-2029	08-Mar-22	08-Mar-29	13.25	14.93	-0.03
PRESCO PLC	12.85 PRESCO PLC 5-APR-2029	05-Apr-22	05-Apr-29	12.85	13.95	-0.05
DANGOTE CEMENT PLC	12.35 DANGCEM IIB 30-APR-2029	27-Apr-22	30-Apr-29	12.35	13.63	-0.05
UNION BANK OF NIGERIA PLC	16.20 UNION III 27-JUN-2029	27-Jun-19	27-Jun-29	16.20	15.89	-0.04
DANGOTE INDUSTRIES FUNDING PLC	12.75 DANGIFP IA 19-JUL-2029	19-Jul-22	19-Jul-29	12.75	14.40	-0.04
GEREGU POWER PLC	14.50 GERP I 28-JUL-2029	28-Jul-22	28-Jul-29	14.50	14.80	-0.04
*NMRC	14.90 NMRC I 29-JUL-2030	29-Jul-15	29-Jul-30	14.90	13.18	-0.08
TSL SPV PLC	10.00 TSL SPV I (GTD) 6-OCT-2030	06-Oct-20	06-Oct-30	10.00	14.51	-0.04
FBNQ MB FUNDING SPV PLC	6.25 FBNQ MB SPV II 16-DEC-2030	16-Dec-20	16-Dec-30	6.25	14.02	-0.10
FIDELITY BANK PLC	8.50 FIDELITY I 7-JAN-2031	07-Jan-21	07-Jan-31	8.50	14.04	-0.10
PRIMERO BRT SECURITISATION SPV PLC	17.00 PRIMERO BRT-SPV 27-OCT-2031	24-May-19	27-Oct-31	17.00	16.06	-0.13
MTN NIGERIA COMMUNICATIONS PLC	12.75 MTN COM PLC II 4-NOV-2031	04-Nov-21	04-Nov-31	12.75	14.01	-0.09
ARDOVA PLC	13.65 ARDOVA PLC IB 12-NOV-2031	12-Nov-21	12-Nov-31	13.65	13.98	-0.09
GPC-SPV COMPANY PLC	13.00 GPC SPV PLC (GTD) 23-NOV-2031	23-Nov-21	23-Nov-31	13.00	13.46	-0.08
PAT DIGITAL INFRA FUND SPV PLC	13.25 PAT SPV PLC (GTD) 2-FEB-2032	02-Feb-22	02-Feb-32	13.25	13.74	-0.06
DANGOTE CEMENT PLC	13.00 DANGCEM IIC 30-APR-2032	27-Apr-22	30-Apr-32	13.00	14.95	-0.14
DANGOTE CEMENT PLC	13.00 DANGCEM IIC 30-APR-2032	19-Jul-22	19-Jul-32	13.50	15.19	-0.14
MTN NIGERIA COMMUNICATIONS PLC	14.50 MTNN IB 30-SEP-2032	30-Sep-22	30-Sep-32	14.50	14.47	-0.13
DANGOTE INDUSTRIES FUNDING PLC	13.50 DANGIFP IB 19-JUL-2032	19-Jul-22	19-Jul-32	16.75	15.46	-0.12
*NMRC	13.80 NMRC II 15-MAR-2033	21-May-18	15-Mar-33	13.80	13.58	-0.04
GEL UTILITY FUNDING SPV PLC	15.15 GEL UTILITY-SPV (GTD) 28-AUG-2034	28-Aug-19	28-Aug-34	15.15	14.56	-0.09
LFZC FUNDING SPV PLC	13.25 LFZC II 16-MAR-2042	10-May-22	16-Mar-42	13.25	15.38	0.11
FCMB GROUP PLC	16.00 FCMB I (PERP)	16-Feb-23	-	16.00	14.44	-0.11

www.cowryasset.com

IMPORTANT DISCLOSURES

This report is produced by the Research Desk, Cowry Asset Management Limited (COWRY) as a guideline for Clients that intend to invest in securities on the basis of their own investment decision without relying completely on the information contained herein. The opinion contained herein is for information purposes only and does not constitute any offer or solicitation to enter into any trading transaction. While care has been taken in preparing this document, no responsibility or liability whatsoever is accepted by any member of COWRY for errors, omission of facts, and any direct or consequential loss arising from the use of this report or its contents.